

STAUF

— seit 1828 —



STAUF VPU 155 S

Solvent free polyurethane primer



Technical Datasheet

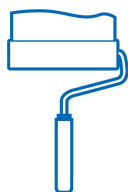
Product number	✓ 114310
Special features	<ul style="list-style-type: none">✓ damp proof membrane on cement sub floors with residual moisture✓ very economical✓ universal use
Application range	<ul style="list-style-type: none">✓ damp proof membrane on cement subfloors with residual moisture of max. 3,5 CM-%✓ primer under STAUF PU-, SPU- and SMP-adhesives✓ primer under STAUF levelling compounds sprinkled with sand
Suitable subfloors	<ul style="list-style-type: none">✓ mastic asphalt screed✓ concrete C 25 / 30 according to DIN 1045 (non-skid surface)✓ calcium sulphate (flow) floors (no moisture barrier)✓ wooden planks, wood fibre boards✓ chipboards V100 (E1), OSB boards✓ unlaminated gypsum fibre boards✓ cement floors
Product properties	<ul style="list-style-type: none">✓ suitable on subfloor heating systems✓ ready for use✓ solvent-free✓ creates a dust free surface ready for installation using STAUF polyurethane, SPU or SMP based adhesives✓ very low emission
Color	✓ honey
Drying time	✓ approx. 30-45 min. at 20 °C; 2nd layer (DPM): approx 2 h at 20 °C
Additional instructions 1	<ul style="list-style-type: none">✓ approx. 150 g when applied with roller; 2nd layer (damp proof membrane): approx. 250 g when applied with roller✓ approx. 150 g when applied with roller; 2nd layer (damp proof membrane): approx. 250 g when applied with roller

Room climate at work site	✓ minimum 15 °C, maximum 75% rel. humidity, preferably max. 65%
Shelf-life	✓ 9 months
Giscode	✓ RU1
Ecode	✓ EC1 plus
Available packaging	✓ 11 kg plastic canister ✓ 5 kg plastic canister



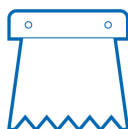
EXAMINATION OF SUBFLOOR

Prior to processing, the subfloor must be checked according to the standard DIN 18356, DIN 18365 or corresponding national standards. The subfloor shall be resistant to pressure and tension, free of cracks, must have sufficient surface strength, be permanently dry, level, clean and free of contaminants that may prevent adhesion, sinter layers etc. In addition, porosity and grip of surface need to be checked. Also check moisture content and absorption of subfloors as well as temperature, air humidity and subfloor temperature. Calciumsulfate (flow) floors and magnesite floors must be permanently dry, cement floors with residual moisture may receive as damp proof membrane by applying the STAUF primer. The maximum admissible residual moisture for cement floors is 3,5 CM-%.



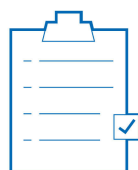
SUBFLOOR PREPARATION

It must be ensured that the subfloor is ready for installation by performing proper subfloor preparation, floors must be clean, have sufficient surface strength, must be level, permanently dry and free of cracks. A mechanical pretreatment of the subfloor (sweeping, vacuuming, mechanical brushing, sanding, milling, shot blasting) must be performed depending on type and condition of subfloor. Cracks and joints, except expansion joints and other construction joints, shall be solidly closed with STAUF repair resin and floor brackets. Cavities and indentations can be filled with a non self-levelling STAUF levelling compound.



PROCESSING

Apply a single coat of the mixed or ready-to-use primer using an appropriate applicator. Apply within the processing time and avoid the formation of puddles. Alternatively, a foam roller, brush or smooth blade can be used. Immediately after applying the primer, generously sprinkle with dry STAUF quartz sand (grain size 0.4 - 0.8 mm, consumption approx. 2.5 - 3kg/m²). When the primer is used as vapor barrier, sprinkling of the first layer is not required. At the earliest after 1 hours, at the latest after 48 hours, a second layer is applied which is then sprinkled with sand immediately after application. At the earliest after 2 hours, all excess sand is brushed and vacuumed off. After sand is removed, the surface can be leveled with STAUF leveling compounds or STAUF PUK-, SPU or SMP adhesives can be applied directly. Within 24-48 hours after application, PUK, SPU or SMP adhesives can be applied on primer without prior application of quartz sand.



OTHER INFORMATION

When used as a vapour barrier primer on residual moisture cement screeds, no damage to floor coverings or parquet caused by generally excessive building moisture can be excluded. For heated cement screeds with excessive residual moisture, consult STAUF application technology. Not a valid substitute for sealing according to DIN 18533.



LIMITATION OF LIABILITY

The foregoing representations are based on the results of our most current product and material testing and are of a non-obligatory advisory nature only since we have no control over the actual quality of workmanship, materials used and worksite conditions. As such, they do not constitute an express or implied warranty of any kind. The same applies to our commercial and technical consultation services which are provided free-of-charge and without obligation. Therefore, we strongly recommend that prior on-site testing be conducted to observe and study the suitability of the product for the intended purpose. With the release of this technical information, all prior technical information (technical data sheets, installation recommendations and other information regarding similar purposes) becomes invalid.

STAUF KLEBSTOFFWERK GMBH . Oberhausener Str. 1 . 57234 Wilnsdorf . Germany
Fon: +49 (0) 2739 301-0 . Fax: +49 (0) 2739 301-200 . Email: info@stauf.de

06.01.2020 - 13:24:21